

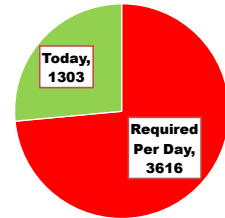
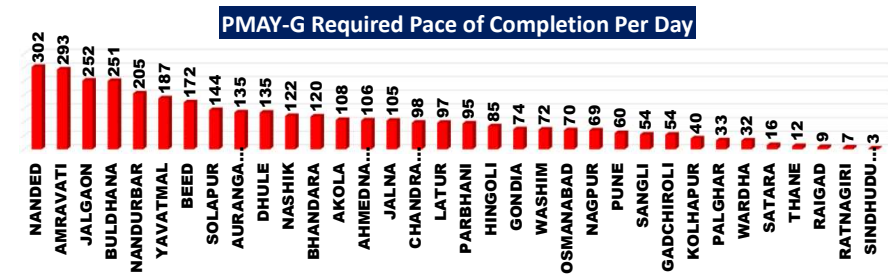
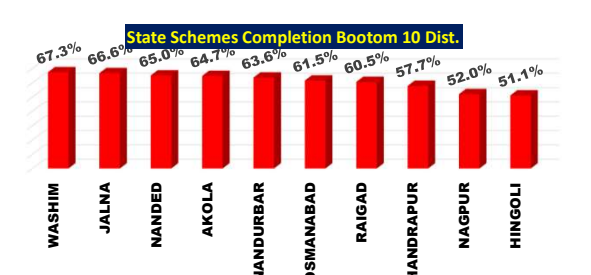
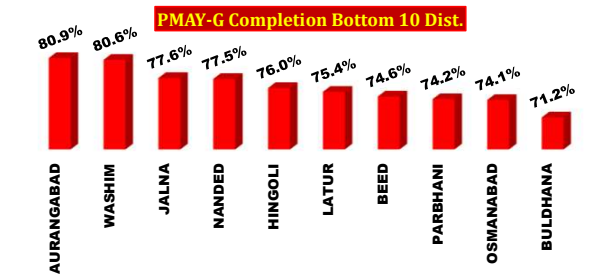
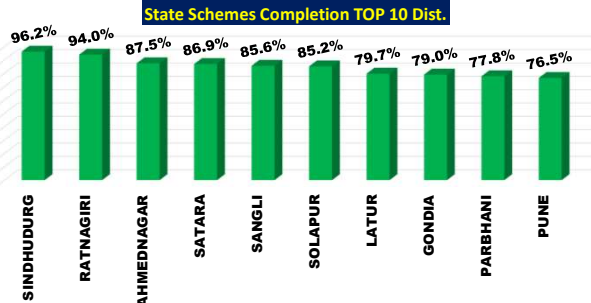
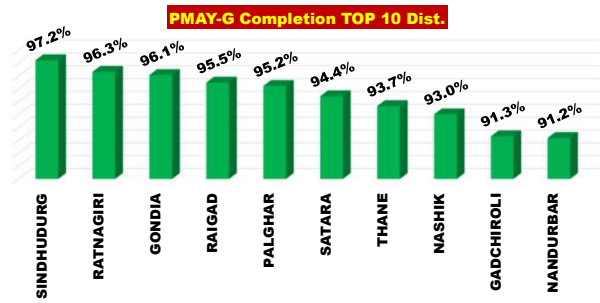


# ग्रामीण गृहनिर्माण

## दैनिक प्रगती अहवाल : १०.११.२०२३

प्रधानमंत्री आवास योजना ग्रामीण – मंजूरी, पूर्ण घरकुले, हप्ते वितरण, भूमिहीन, आर्थिकदृष्ट्या अपूर्ण  
राज्य पुरस्कृत ग्रामीण आवास योजना – मंजूरी, पूर्ण घरकुले, हप्ते वितरण, आर्थिकदृष्ट्या अपूर्ण

योजना	एकूण मंजूरी	दैनिक मंजूरी	एकूण पूर्ण	दैनिक पूर्ण घरकुले	दैनिक पहिला हप्ता वितरीत	दैनिक दुसरा हप्ता वितरीत	दैनिक तिसरा हप्ता वितरीत
प्रधानमंत्री आवास योजना ग्रामीण	१३८१९९२	०	११९७५७६	१३०३	१५५	३७५	५८०
राज्य योजना	६४१५१२	२७९	४५७३३९	८७५	३४७	१५४	१४६
एकूण	२०२३५०४	२७९	१६५४९१५	२१७८	५०२	५२९	७२६



राज्य व्यवस्थापन कक्ष- ग्रामीण गृहनिर्माण


४ था मजला, दक्षिण कक्ष, सिडको भवन, सीबीडी बेलगापुर, नवी मुंबई - ४०० ६१४.

प्रधानमंत्री आवास योजना - ग्रामीण : भूमिहीन लाभार्थी अहवाल

Sr. No.	District	Google Sheet Report			AwaasSoft Report			
		Total Landless	Provided land	Remaining	Landless beneficiaries tagged in AwaasSoft	Landless beneficiaries provided land	Remaining Landless	Remaining Tag (provided land)
1	DHULE	18	18	0	21	21	0	-3
2	GADCHIROLI	9	9	0	9	9	0	0
3	GONDIA	2450	2450	0	2452	2324	128	126
4	KOLHAPUR	257	257	0	244	228	16	29
5	NANDURBAR	0	0	0	0	0	0	0
6	PALGHAR	11	11	0	11	11	0	0
7	RAIGAD	6	6	0	6	6	0	0
8	RATNAGIRI	23	23	0	23	23	0	0
9	SINDHUDURG	420	420	0	416	416	0	4
10	SATARA	787	770	17	789	708	81	62
11	THANE	110	81	29	116	60	56	21
12	NANDED	354	322	32	361	263	98	59
13	BEED	212	125	87	354	66	288	59
14	SANGLI	308	216	92	275	133	142	83
15	NASHIK	1680	1513	167	1708	1458	250	55
16	WARDHA	2081	1914	167	2205	1911	294	3
17	PARBHANI	307	63	244	280	77	203	-14
18	PUNE	2056	1681	375	2048	866	1182	815
19	BHANDARA	4814	4418	396	4814	4501	313	-83
20	JALGAON	21377	20967	410	22202	20600	1602	367
21	CHANDRAPUR	2375	1946	429	2335	1746	589	200
22	NAGPUR	4377	3873	504	4369	3572	797	301
23	AKOLA	5984	5440	544	5903	5360	543	80
24	WASHIM	2577	1791	786	2606	1478	1128	313
25	YAVATMAL	2875	2047	828	2946	2011	935	36
26	HINGOLI	1713	796	917	1702	466	1236	330
27	JALNA	1359	406	953	1373	85	1288	321
28	LATUR	2178	1194	984	2145	808	1337	386
29	OSMANABAD	2085	1074	1011	2064	102	1962	972
30	SOLAPUR	5637	4168	1469	5293	3903	1390	265
31	AURANGABAD	3266	1700	1566	3155	1805	1350	-105
32	AHMEDNAGAR	7521	5261	2260	7659	5130	2529	131
33	BULDHANA	15200	9729	5471	15568	9637	5931	92
34	AMRAVATI	20482	13856	6626	19870	13622	6248	234
	<b>Total</b>	<b>114909</b>	<b>88545</b>	<b>26364</b>	<b>115322</b>	<b>83406</b>	<b>31916</b>	<b>5344</b>

## प्रधानमंत्री आवास योजना ग्रामीण - पूर्ण घरकूले

Sr. No.	Division	Sanction	09.11.2023	10.11.2023	Daily Achivement	Remaining	Completed & verified	Remaining verified
1	<b>AURANGABAD DIV.</b>	<b>233903</b>	<b>179151</b>	<b>179732</b>	<b>581</b>	<b>54171</b>	<b>172562</b>	<b>7170</b>
2	<b>AMRAVATI DIV.</b>	<b>265547</b>	<b>218824</b>	<b>219100</b>	<b>276</b>	<b>46447</b>	<b>212190</b>	<b>6910</b>
3	<b>NASHIK DIV.</b>	<b>409911</b>	<b>367923</b>	<b>368124</b>	<b>201</b>	<b>41787</b>	<b>349580</b>	<b>18544</b>
4	<b>NAGPUR DIV.</b>	<b>286833</b>	<b>263875</b>	<b>264023</b>	<b>148</b>	<b>22810</b>	<b>256814</b>	<b>7209</b>
5	<b>PUNE DIV.</b>	<b>116420</b>	<b>100388</b>	<b>100443</b>	<b>55</b>	<b>15977</b>	<b>97071</b>	<b>3372</b>
6	<b>KONKAN DIV.</b>	<b>69378</b>	<b>66112</b>	<b>66154</b>	<b>42</b>	<b>3224</b>	<b>64575</b>	<b>1579</b>
<b>Total</b>		<b>1381992</b>	<b>1196273</b>	<b>1197576</b>	<b>1303</b>	<b>184416</b>	<b>1152792</b>	<b>44784</b>



प्रधानमंत्री आवास योजना ग्रामीण - पूर्ण घरकूले

Sr. No.	District	Sanction	09.11.2023	10.11.2023	Daily Achivement	Remaining	Completed & verified	Remaining verified
1	NANDED	68511	52947	53086	139	15425	51574	1512
2	PARBHANI	18719	13777	13888	111	4831	13499	389
3	NANDURBAR	118504	107955	108059	104	10445	98383	9676
4	OSMANABAD	13738	10070	10174	104	3564	9223	951
5	BULDHANA	44437	31556	31644	88	12793	30342	1302
6	CHANDRAPUR	42158	37086	37172	86	4986	36335	837
7	JALNA	23958	18523	18600	77	5358	17802	798
8	AMRAVATI	91982	76976	77046	70	14936	75294	1752
9	LATUR	20197	15156	15226	70	4971	14894	332
10	DHULE	64625	57712	57764	52	6861	54403	3361
11	AKOLA	46812	41268	41317	49	5495	40614	703
12	WASHIM	19013	15287	15323	36	3690	14873	450
13	SOLAPUR	45313	37939	37973	34	7340	36853	1120
14	YAVATMAL	63303	53737	53770	33	9533	51067	2703
15	BEED	34654	25828	25858	30	8796	24495	1363
16	AURANGABAD	36139	29200	29229	29	6910	27808	1421
17	NASHIK	89278	83027	83050	23	6228	79983	3067
18	HINGOLI	17987	13650	13671	21	4316	13267	404
19	GADCHIROLI	31605	28842	28861	19	2744	26729	2132
20	NAGPUR	36144	32585	32601	16	3543	31598	1003
21	BHANDARA	63548	57400	57414	14	6134	55164	2250
22	JALGAON	77245	64380	64393	13	12852	62689	1704
23	KOLHAPUR	16957	14904	14917	13	2040	14634	283
24	THANE	9570	8951	8964	13	606	8668	296
25	PALGHAR	35184	33495	33506	11	1678	32648	858
26	AHMEDNAGAR	60259	54849	54858	9	5401	54122	736
27	RAIGAD	9788	9340	9347	7	441	9143	204
28	WARDHA	17659	16000	16007	7	1652	15571	436
29	GONDIA	95719	91962	91968	6	3751	91417	551
30	RATNAGIRI	9767	9402	9408	6	359	9235	173
31	SANGLI	20657	17898	17903	5	2754	17313	590
32	SINDHUDURG	5069	4924	4929	5	140	4881	48
33	SATARA	14354	13553	13555	2	799	13195	360
34	PUNE	19139	16094	16095	1	3044	15076	1019
<b>Total</b>		<b>1381992</b>	<b>1196273</b>	<b>1197576</b>	<b>1303</b>	<b>184416</b>	<b>1152792</b>	<b>44784</b>

राज्यपुरस्कृत आवास योजना ग्रामीण - मंजूरी

Sr. No.	Division	Target	09.11.2023	10.11.2023	Daily Achivement	Sanction %	Remaining	Sanction State Rank
1	AMRAVATI DIV.	157836	110648	110748	102	70.2%	47088	4
2	NAGPUR DIV.	164085	118267	118329	62	72.1%	45756	3
3	NASHIK DIV.	207181	125040	125100	60	60.4%	82081	5
4	AURANGABAD DIV.	273260	183818	183850	32	67.3%	89410	6
5	KONKAN DIV.	44680	35971	35994	23	80.6%	8686	1
6	PUNE DIV.	79408	67491	67491	0	85.0%	11917	2
	<b>Total</b>	<b>926450</b>	<b>641235</b>	<b>641512</b>	<b>279</b>	<b>69.2%</b>	<b>284938</b>	

Sr. No.	District	Target	09.11.2023	10.11.2023	Daily Achivement	Sanction %	Remaining	Sanction State Rank
1	WASHIM	15866	12585	12683	98	79.9%	3183	9
2	CHANDRAPUR	54555	37198	37260	62	68.3%	17295	31
3	NANDURBAR	51420	17952	18007	55	35.0%	33413	34
4	OSMANABAD	24177	18861	18893	32	78.1%	5284	17
5	RAIGAD	10569	9170	9193	23	87.0%	1376	5
6	JALGAON	34417	25822	25827	5	75.0%	8590	20
7	YAVATMAL	41980	30931	30935	4	73.7%	11045	23
8	AHMEDNAGAR	39938	34895	34895	0	87.4%	5043	15
9	AKOLA	34781	23276	23276	0	66.9%	11505	26
10	AURANGABAD	36954	25703	25703	0	69.6%	11251	25
11	BEED	33057	26182	26182	0	79.2%	6875	18
12	BHANDARA	22211	17640	17640	0	79.4%	4571	14
13	BULDHANA	28967	20989	20989	0	72.5%	7978	19
14	DHULE	31476	20316	20316	0	64.5%	11160	24
15	GADCHIROLI	20609	16327	16327	0	79.2%	4282	11
16	GONDIA	18712	14356	14356	0	76.7%	4356	13
17	HINGOLI	38798	23772	23772	0	61.3%	15026	30
18	JALNA	41057	21047	21047	0	51.3%	20010	32
19	KOLHAPUR	16830	14982	14982	0	89.0%	1848	7
20	LATUR	35747	26877	26877	0	75.2%	8870	21
21	NAGPUR	33291	19047	19047	0	57.2%	14244	29
22	NANDED	34410	22408	22408	0	65.1%	12002	27
23	NASHIK	49930	26055	26055	0	52.2%	23875	33
24	PALGHAR	16073	11748	11748	0	73.1%	4325	12
25	PARBHANI	29060	18968	18968	0	65.3%	10092	22
26	PUNE	17336	13881	13881	0	80.1%	3455	10
27	RATNAGIRI	7197	6714	6714	0	93.3%	483	3
28	SANGLI	10132	8604	8604	0	84.9%	1528	6
29	SATARA	11532	11532	11532	0	100.0%	0	1
30	SINDHUDURG	2267	2110	2110	0	93.1%	157	2
31	SOLAPUR	23578	18492	18492	0	78.4%	5086	16
32	THANE	8574	6229	6229	0	72.6%	2345	8
33	WARDHA	14707	13699	13699	0	93.1%	1008	4
34	AMRAVATI	36242	22867	22865	-2	63.1%	13377	28
	<b>Total</b>	<b>926450</b>	<b>641235</b>	<b>641512</b>	<b>279</b>	<b>69.2%</b>	<b>284938</b>	

राज्यपुरस्कृत आवास योजना ग्रामीण - प्रलंबीत मंजूरी

Sr. No.	Division	रमाई आवास योजना	शहरी आवास योजना	आदीम आवास योजना	पारधी आवास योजना	य.च.मु.व योजना	पुण्यश्लोक अहिल्यादेवी होळकर धरकूल योजना	एकूण
1	KONKAN DIV.	1446	7190	25	3	22	0	8686
2	PUNE DIV.	8910	2868	4	55	20	60	11917
3	NAGPUR DIV.	24860	19520	82	2	1276	16	45756
4	AMRAVATI DIV.	27825	18344	135	9	731	44	47088
5	NASHIK DIV.	21416	60534	61	18	23	29	82081
6	AURANGABAD DIV.	59964	25932	238	26	2364	886	89410
	<b>Total</b>	<b>144421</b>	<b>134388</b>	<b>545</b>	<b>113</b>	<b>4436</b>	<b>1035</b>	<b>284938</b>

Sr. No.	District	रमाई आवास योजना	शहरी आवास योजना	आदीम आवास योजना	पारधी आवास योजना	य.च.मु.व योजना	पुण्यश्लोक अहिल्यादेवी होळकर धरकूल योजना	एकूण
1	SATARA	0	0	0	0	0	0	0
2	SINDHUDURG	127	14	16	0	0	0	157
3	RATNAGIRI	376	84	0	1	22	0	483
4	WARDHA	352	654	2	0	0	0	1008
5	RAIGAD	523	851	0	2	0	0	1376
6	SANGLI	1486	30	0	12	0	0	1528
7	KOLHAPUR	1753	35	0	0	0	60	1848
8	THANE	321	2018	6	0	0	0	2345
9	WASHIM	2171	975	0	0	0	37	3183
10	PUNE	854	2563	4	14	20	0	3455
11	GADCHIROLI	1075	3181	26	0	0	0	4282
12	PALGHAR	99	4223	3	0	0	0	4325
13	GONDIA	2771	1570	0	0	0	15	4356
14	BHANDARA	3064	1444	0	0	62	1	4571
15	AHMEDNAGAR	2655	2388	0	0	0	0	5043
16	SOLAPUR	4817	240	0	29	0	0	5086
17	OSMANABAD	3555	194	0	0	1535	0	5284
18	BEED	5571	1298	0	6	0	0	6875
19	BULDHANA	5765	2206	0	0	0	7	7978
20	JALGAON	3535	5024	0	2	0	29	8590
21	LATUR	7086	933	0	4	14	833	8870
22	PARBHANI	7688	2160	0	0	196	48	10092
23	YAVATMAL	5756	4584	135	1	569	0	11045
24	DHULE	3859	7278	0	0	23	0	11160
25	AURANGABAD	7156	4089	0	6	0	0	11251
26	AKOLA	8924	2580	0	1	0	0	11505
27	NANDED	5148	6608	238	8	0	0	12002
28	AMRAVATI	5209	7999	0	7	162	0	13377
29	NAGPUR	12086	2154	0	0	4	0	14244
30	HINGOLI	6798	8228	0	0	0	0	15026
31	CHANDRAPUR	5512	10517	54	2	1210	0	17295
32	JALNA	16962	2422	0	2	619	5	20010
33	NASHIK	10412	13396	61	6	0	0	23875
34	NANDURBAR	955	32448	0	10	0	0	33413
	<b>Total</b>	<b>144421</b>	<b>134388</b>	<b>545</b>	<b>113</b>	<b>4436</b>	<b>1035</b>	<b>284938</b>

राज्यपुरस्कृत आवास योजना ग्रामीण - पूर्ण घरकूले

Sr. No.	Division	Sanction	09.11.2023	10.11.2023	Daily Achivement	Completion %	Remaining	To be Completed in Per Day till 30.11.23
1	AURANGABAD DIV.	183850	124850	125163	313	68.1%	58687	2934
2	NAGPUR DIV.	118329	77538	77839	301	65.8%	40490	2025
3	AMRAVATI DIV.	110748	76381	76498	117	69.1%	34250	1713
4	NASHIK DIV.	125100	95771	95861	90	76.6%	29239	1462
5	KONKAN DIV.	35994	27050	27077	27	75.2%	8917	446
6	PUNE DIV.	67491	54874	54901	27	81.3%	12590	630
	<b>Total</b>	<b>641512</b>	<b>456464</b>	<b>457339</b>	<b>875</b>	<b>71.3%</b>	<b>184173</b>	<b>9209</b>

Sr. No.	District	Sanction	09.11.2023	10.11.2023	Daily Achivement	Completion %	Remaining	To be Completed in Per Day till 30.11.23
1	CHANDRAPUR	37260	21278	21513	235	57.7%	15747	787
2	LATUR	26877	21352	21430	78	79.7%	5447	272
3	JALNA	21047	13971	14025	54	66.6%	7022	351
4	GADCHIROLI	16327	12158	12203	45	74.7%	4124	206
5	PARBHANI	18968	14709	14750	41	77.8%	4218	211
6	NANDED	22408	14533	14573	40	65.0%	7835	392
7	AURANGABAD	25703	18285	18320	35	71.3%	7383	369
8	BEED	26182	18272	18307	35	69.9%	7875	394
9	BULDHANA	20989	15646	15679	33	74.7%	5310	266
10	DHULE	20316	14579	14606	27	71.9%	5710	286
11	NANDURBAR	18007	11419	11446	27	63.6%	6561	328
12	AKOLA	23276	15028	15054	26	64.7%	8222	411
13	AMRAVATI	22865	16326	16349	23	71.5%	6516	326
14	OSMANABAD	18893	11600	11618	18	61.5%	7275	364
15	WASHIM	12683	8518	8536	18	67.3%	4147	207
16	NASHIK	26055	19812	19829	17	76.1%	6226	311
17	YAVATMAL	30935	20863	20880	17	67.5%	10055	503
18	RAIGAD	9193	5548	5562	14	60.5%	3631	182
19	AHMEDNAGAR	34895	30515	30527	12	87.5%	4368	218
20	HINGOLI	23772	12128	12140	12	51.1%	11632	582
21	SOLAPUR	18492	15743	15755	12	85.2%	2737	137
22	NAGPUR	19047	9890	9899	9	52.0%	9148	457
23	BHANDARA	17640	13131	13138	7	74.5%	4502	225
24	JALGAON	25827	19446	19453	7	75.3%	6374	319
25	PALGHAR	11748	8825	8831	6	75.2%	2917	146
26	KOLHAPUR	14982	11122	11127	5	74.3%	3855	193
27	SANGLI	8604	7363	7368	5	85.6%	1236	62
28	THANE	6229	4339	4344	5	69.7%	1885	94
29	SATARA	11532	10024	10027	3	86.9%	1505	75
30	WARDHA	13699	9735	9738	3	71.1%	3961	198
31	GONDIA	14356	11346	11348	2	79.0%	3008	150
32	PUNE	13881	10622	10624	2	76.5%	3257	163
33	RATNAGIRI	6714	6308	6310	2	94.0%	404	20
34	SINDHUDURG	2110	2030	2030	0	96.2%	80	4
	<b>Total</b>	<b>641512</b>	<b>456464</b>	<b>457339</b>	<b>875</b>	<b>71.3%</b>	<b>184173</b>	<b>9209</b>



राज्य योजना अपूर्ण घरकुले

Sr. No.	Division	रमाई आवास योजना	शबरी आवास योजना	आदीम आवास योजना	पारधी आवास योजना	व.च.मु.व योजना	पुण्यश्लोक अहिल्यादेवी होळकर घरकुल योजना	एकूण
1	KONKAN DIV.	955	7568	379	0	3	12	8917
2	PUNE DIV.	10368	1609	56	55	52	450	12590
3	NASHIK DIV.	10693	18129	25	107	122	163	29239
4	AMRAVATI DIV.	18558	11687	2062	185	1680	78	34250
5	NAGPUR DIV.	12497	22078	750	21	5123	21	40490
6	AURANGABAD DIV.	46673	9571	42	61	2041	299	58687
	<b>Total</b>	<b>99744</b>	<b>70642</b>	<b>3314</b>	<b>429</b>	<b>9021</b>	<b>1023</b>	<b>184173</b>

Sr. No.	District	रमाई आवास योजना	शबरी आवास योजना	आदीम आवास योजना	पारधी आवास योजना	व.च.मु.व योजना	पुण्यश्लोक अहिल्यादेवी होळकर घरकुल योजना	एकूण
1	SINDHUDURG	80	0	0	0	0	0	80
2	RATNAGIRI	382	15	4	0	3	0	404
3	SANGLI	1226	7	0	3	0	0	1236
4	SATARA	1456	25	0	0	24	0	1505
5	THANE	229	1499	157	0	0	0	1885
6	SOLAPUR	2652	66	0	8	11	0	2737
7	PALGHAR	63	2763	91	0	0	0	2917
8	GONDIA	1696	1312	0	0	0	0	3008
9	PUNE	1658	1499	56	44	0	0	3257
10	RAIGAD	201	3291	127	0	0	12	3631
11	KOLHAPUR	3376	12	0	0	17	450	3855
12	WARDHA	1619	2099	242	1	0	0	3961
13	GADCHIROLI	1241	2613	270	0	0	0	4124
14	WASHIM	3026	1117	0	2	0	2	4147
15	PARBHANI	2747	1033	0	0	236	202	4218
16	AHMEDNAGAR	2400	1933	0	15	20	0	4368
17	BHANDARA	2223	1062	0	0	1196	21	4502
18	BULDHANA	4218	999	0	17	0	76	5310
19	LATUR	5281	113	0	0	53	0	5447
20	DHULE	2028	3568	0	12	102	0	5710
21	NASHIK	2322	3853	25	26	0	0	6226
22	JALGAON	3067	3090	0	54	0	163	6374
23	AMRAVATI	3031	3350	0	28	107	0	6516
24	NANDURBAR	876	5685	0	0	0	0	6561
25	JALNA	5263	65	0	6	1591	97	7022
26	OSMANABAD	6929	144	0	41	161	0	7275
27	AURANGABAD	6135	1242	0	6	0	0	7383
28	NANDED	7387	406	42	0	0	0	7835
29	BEED	7450	417	0	8	0	0	7875
30	AKOLA	6199	1997	0	26	0	0	8222
31	NAGPUR	762	8375	0	6	5	0	9148
32	YAVATMAL	2084	4224	2062	112	1573	0	10055
33	HINGOLI	5481	6151	0	0	0	0	11632
34	CHANDRAPUR	4956	6617	238	14	3922	0	15747
	<b>Total</b>	<b>99744</b>	<b>70642</b>	<b>3314</b>	<b>429</b>	<b>9021</b>	<b>1023</b>	<b>184173</b>



प्रधानमंत्री आवास योजना ग्रामीण - हप्ते वितरण

Sr. No.	Division	1st Installment (Daily Achivement)	1st Installment Remaining	2nd Installment (Daily Achivement)	2nd Installment Remaining	3rd Installment (Daily Achivement)	3rd Installment Remaining
1	AURANGABAD DIV.	8	10164	112	39215	159	19385
2	PUNE DIV.	13	2258	89	11488	163	4735
3	AMRAVATI DIV.	81	15966	66	24698	112	10677
4	NASHIK DIV.	49	4103	57	30072	95	17382
5	NAGPUR DIV.	4	2813	50	16870	46	7274
6	KONKAN DIV.	0	135	1	2448	5	1761
<b>Total</b>		<b>155</b>	<b>35439</b>	<b>375</b>	<b>124791</b>	<b>580</b>	<b>61214</b>

Sr. No.	District	1st Installment (Daily Achivement)	1st Installment Remaining	2nd Installment (Daily Achivement)	2nd Installment Remaining	3rd Installment (Daily Achivement)	3rd Installment Remaining
1	SANGLI	0	83	50	2064	77	938
2	JALGAON	45	873	20	10563	44	3203
3	YAVATMAL	13	1028	23	6431	62	3021
4	KOLHAPUR	0	166	15	1650	58	644
5	BULDHANA	35	6751	11	4299	23	2398
6	JALNA	0	1398	25	2839	39	2164
7	SOLAPUR	10	1328	23	5201	27	1965
8	NANDURBAR	4	375	20	6759	27	6697
9	PARBHANI	0	286	21	3851	30	1860
10	AURANGABAD	0	1728	24	4185	20	1831
11	GONDIA	0	614	16	2852	23	1677
12	AMRAVATI	24	6547	2	7366	11	2243
13	AKOLA	9	716	17	4159	9	1530
14	HINGOLI	5	1568	16	2354	13	1093
15	BHANDARA	3	433	25	4653	5	1142
16	BEED	1	1141	13	5999	16	3595
17	LATUR	1	1694	7	2942	19	1377
18	DHULE	0	158	7	5203	17	3018
19	NANDED	0	1026	6	14703	18	5074
20	WASHIM	0	924	13	2443	7	1485
21	CHANDRAPUR	0	538	6	3547	5	1456
22	AHMEDNAGAR	0	2336	7	2869	2	1764
23	NAGPUR	0	779	2	2626	7	878
24	NASHIK	0	361	3	4678	5	2700
25	GADCHIROLI	0	190	1	1956	5	1599
26	OSMANABAD	1	1323	0	2342	4	2391
27	SATARA	3	44	1	521	1	411
28	RATNAGIRI	0	49	1	232	3	196
29	RAIGAD	0	9	0	390	2	298
30	WARDHA	1	259	0	1236	1	522
31	PALGHAR	0	39	0	1308	0	910
32	PUNE	0	637	0	2052	0	777
33	SINDHUDURG	0	3	0	117	0	96
34	THANE	0	35	0	401	0	261
<b>Total</b>		<b>155</b>	<b>35439</b>	<b>375</b>	<b>124791</b>	<b>580</b>	<b>61214</b>

राज्यपुरस्कृत आवास योजना ग्रामीण - हप्ते वितरण

Sr. No.	Division	1st Installment (Daily Achievement)	1st Installment Remaining	2nd Installment (Daily Achievement)	2nd Installment Remaining	3rd Installment (Daily Achievement)	3rd Installment Remaining
1	NAGPUR DIV.	233	9311	59	23228	43	4183
2	AURANGABAD DIV.	63	11224	14	30843	17	12119
3	NASHIK DIV.	1	5968	34	11954	55	5856
4	AMRAVATI DIV.	9	7024	33	17604	18	5161
5	PUNE DIV.	34	3797	4	5111	9	1819
6	KONKAN DIV.	7	1399	10	4750	4	1299
	<b>Total</b>	<b>347</b>	<b>38723</b>	<b>154</b>	<b>93490</b>	<b>146</b>	<b>30437</b>

Sr. No.	District	1st Installment (Daily Achievement)	1st Installment Remaining	2nd Installment (Daily Achievement)	2nd Installment Remaining	3rd Installment (Daily Achievement)	3rd Installment Remaining
1	NAGPUR	97	3222	42	4981	13	460
2	WARDHA	125	1223	8	2169	8	260
3	PARBHANI	56	664	11	2674	4	951
4	PUNE	34	702	3	1355	9	452
5	NANDURBAR	0	3507	1	1004	41	754
6	CHANDRAPUR	10	2486	7	10839	17	1605
7	JALGAON	0	619	21	3196	8	1457
8	AKOLA	5	2881	10	4008	9	1071
9	YAVATMAL	0	1028	17	6070	7	1497
10	AHMEDNAGAR	1	244	10	2591	6	1201
11	HINGOLI	4	2437	0	6740	12	1672
12	RAIGAD	1	695	7	2094	3	496
13	PALGHAR	6	41	3	1563	1	579
14	AMRAVATI	4	771	3	3844	1	1039
15	GONDIA	1	857	1	1237	3	518
16	AURANGABAD	0	1566	3	2970	1	1463
17	BULDHANA	0	512	3	2057	1	934
18	BEED	3	1025	0	3414	0	2436
19	GADCHIROLI	0	450	1	1828	2	982
20	NASHIK	0	1432	2	2622	0	953
21	SATARA	0	62	1	776	0	363
22	BHANDARA	0	1073	0	2174	0	358
23	DHULE	0	166	0	2541	0	1491
24	JALNA	0	1102	0	3288	0	1571
25	KOLHAPUR	0	2289	0	1183	0	222
26	LATUR	0	834	0	2569	0	1400
27	NANDED	0	1799	0	5083	0	1430
28	OSMANABAD	0	1797	0	4105	0	1196
29	RATNAGIRI	0	65	0	112	0	71
30	SANGLI	0	221	0	559	0	238
31	SINDHUDURG	0	2	0	52	0	13
32	SOLAPUR	0	523	0	1238	0	544
33	THANE	0	596	0	929	0	140
34	WASHIM	0	1832	0	1625	0	620
	<b>Total</b>	<b>347</b>	<b>38723</b>	<b>154</b>	<b>93490</b>	<b>146</b>	<b>30437</b>

राज्य योजना: पहिला हप्ता प्रलंबीत

Sr. No.	Division	रमाई आवास योजना	शबरी आवास योजना	आदीम आवास योजना	पारधी आवास योजना	य.च.मु.व योजना	पुण्यश्लोक अहिल्यादेवी होळकर घरकुल योजना	एकूण
1	KONKAN DIV.	126	1247	26	0	0	0	1399
2	PUNE DIV.	3050	556	7	15	13	156	3797
3	NASHIK DIV.	515	5411	0	5	9	28	5968
4	AMRAVATI DIV.	4392	1874	140	18	598	2	7024
5	NAGPUR DIV.	3191	5062	69	2	986	1	9311
6	AURANGABAD DIV.	8329	2144	13	21	556	161	11224
	<b>Total</b>	<b>19603</b>	<b>16294</b>	<b>255</b>	<b>61</b>	<b>2162</b>	<b>348</b>	<b>38723</b>

Sr. No.	District	रमाई आवास योजना	शबरी आवास योजना	आदीम आवास योजना	पारधी आवास योजना	य.च.मु.व योजना	पुण्यश्लोक अहिल्यादेवी होळकर घरकुल योजना	एकूण
1	SINDHUDURG	2	0	0	0	0	0	2
2	PALGHAR	2	36	3	0	0	0	41
3	SATARA	55	2	0	0	5	0	62
4	RATNAGIRI	64	1	0	0	0	0	65
5	DHULE	45	115	0	0	6	0	166
6	SANGLI	217	4	0	0	0	0	221
7	AHMEDNAGAR	125	114	0	2	3	0	244
8	GADCHIROLI	142	291	17	0	0	0	450
9	BULDHANA	251	260	0	0	0	1	512
10	SOLAPUR	508	8	0	1	6	0	523
11	THANE	24	557	15	0	0	0	596
12	JALGAON	267	321	0	3	0	28	619
13	PARBHANI	159	225	0	0	123	157	664
14	RAIGAD	34	653	8	0	0	0	695
15	PUNE	140	541	7	14	0	0	702
16	AMRAVATI	305	445	0	3	18	0	771
17	LATUR	766	15	0	0	53	0	834
18	GONDIA	652	205	0	0	0	0	857
19	BEED	901	118	0	6	0	0	1025
20	YAVATMAL	4	290	140	14	580	0	1028
21	BHANDARA	904	82	0	0	86	1	1073
22	JALNA	747	9	0	1	341	4	1102
23	WARDHA	475	712	36	0	0	0	1223
24	NASHIK	73	1359	0	0	0	0	1432
25	AURANGABAD	1171	392	0	3	0	0	1566
26	OSMANABAD	1732	15	0	11	39	0	1797
27	NANDED	1701	85	13	0	0	0	1799
28	WASHIM	1433	398	0	0	0	1	1832
29	KOLHAPUR	2130	1	0	0	2	156	2289
30	HINGOLI	1152	1285	0	0	0	0	2437
31	CHANDRAPUR	943	626	16	1	900	0	2486
32	AKOLA	2399	481	0	1	0	0	2881
33	NAGPUR	75	3146	0	1	0	0	3222
34	NANDURBAR	5	3502	0	0	0	0	3507
	<b>Total</b>	<b>19603</b>	<b>16294</b>	<b>255</b>	<b>61</b>	<b>2162</b>	<b>348</b>	<b>38723</b>

## मोदी आवास घरकुल योजना ग्रामीण

Sr.N	District Name	Target 2023-24 OBC	Target 2023-24 SBC	एकूण ग्रामपंचायतींची संख्या	उद्दिष्ट ग्रामपंचायत निहाय वितरीत करण्यात आलेल्या ग्रामपंचायतींची संख्या	लाभार्थी निवडीसाठी ग्रामसभा झालेल्या ग्रामपंचायतींची संख्या	आवास सॉफ्टवर नोंदणी झालेले लाभार्थी
1	AHMEDNAGAR	4306	165	1317	1317	251	0
2	AKOLA	7190	163	535	535	465	303
3	AMRAVATI	13737	441	838	838	266	0
4	AURANGABAD	5430	382	869	755	0	0
5	BEED	15937	0	1042	1042	0	0
6	BHANDARA	10332	701	542	539	434	0
7	BULDHANA	16200	855	870	676	84	0
8	CHANDRAPUR	10746	128	826	823	396	3
9	DHULE	9440	194	541	435	20	0
10	GADCHIROLI	6135	413	458	328	196	9
11	GONDIA	13987	440	548	548	544	4742
12	HINGOLI	3316	38	563	439	58	0
13	JALGAON	29425	106	1158	605	418	1123
14	JALNA	8322	174	777	684	5	0
15	KOLHAPUR	1950	81	1026	725	0	0
16	LATUR	5863	455	788	788	170	0
17	NAGPUR	6166	581	756	608	5	0
18	NANDED	23021	578	1309	1300	214	1
19	NANDURBAR	2635	228	550	207	1	0
20	NASHIK	6953	28	1389	1389	45	0
21	OSMANABAD	2118	156	622	538	355	0
22	PALGHAR	386	72	473	227	0	0
23	PARBHANI	13411	183	706	706	189	0
24	PUNE	1442	79	1321	668	45	1
25	RAIGAD	2430	26	809	488	38	3
26	RATNAGIRI	6282	74	846	846	629	20
27	SANGLI	1905	55	696	526	402	0
28	SATARA	1685	92	1496	1495	1495	36
29	SINDHUDURG	1241	67	431	431	98	0
30	SOLAPUR	10293	726	1029	888	374	54
31	THANE	2538	0	430	430	23	0
32	WARDHA	4459	506	521	519	6	0
33	WASHIM	12402	53	491	491	491	4440
34	YAVATMAL	28808	1191	1201	1196	368	0
	<b>Grand Total</b>	<b>290491</b>	<b>9431</b>	<b>27774</b>	<b>24030</b>	<b>8085</b>	<b>10735</b>